



ASBK.COM.AU f t i y

Round 2 : Wakefield Park Raceway : March 17 - 19

SUPERBIKE

Race 1

Date: 19/03/17
 Event: R07
 Weather: Overcast & windy - 22.5C
 Track: Dry - Temp: 20.7C

Started at: 12:19:26
 Laps: 20
 Starters: 22
 Printed at: 12:43

PROVISIONAL CLASSIFICATION

Pos	No	Gr	Name	Class	Machine	Laps	Race Time	Behind	Fastest Lap	On Lap
1	1	A	Troy HERFOSS (QLD) / Crankt Protein Honda Racing / Honda Genuine / Pirelli / Alpinestars		Honda CBR RR	20	20:53.611		1:00.167	11
2	24	A	Robert BUGDEN (QLD) / Kawasaki BCperformance / Kawasaki Motors Aust. / Iceberg Enterprises		Kawasaki ZX10R	20	20:57.566	3.955	1:00.159	13
3	16	A	Josh HOOK (NSW)		Kawasaki ZX10R	20	21:07.999	14.388	1:00.458	13
4	67	A	Bryan STARING (WA) / Crankt Protein Honda Racing / Honda Genuine / Pirelli / Alpinestars		Honda CBR RR	20	21:25.199	31.588	1:00.805	20
5	66	B	Aiden COOTE (VIC) / Consent2Go / MotoGo M-cycle / Motul / Pirelli / Shoei / DRIRIDER		Kawasaki ZX10R	20	21:48.645	55.034	1:02.235	20
6	77	A	Adam SENIOR (WA) / Silkolene / Consent2Go / Pirelli / Raceworks / Senior Engineering		Yamaha YZF-R1	20	21:48.654	55.043	1:02.363	19
7	86	A	Beau BEATON (NSW) / Racers Edge Performance / McMartin Racing / North Coast V-Twins		Ducati Panigale	19	20:54.032	1 Lap	1:04.669	6
8	47	A	Wayne MAXWELL (VIC) / Yamaha Racing Team		Yamaha YZF-R1	19	20:58.431	1 Lap	1:04.774	18
9	25	A	Daniel FALZON (SA) / JD Racing / Caterpillar / YRT / Slime Australia / Mainline Dynolog Dyno.		Yamaha YZF-R1	19	21:00.031	1 Lap	1:00.096	11
10	99	B	Jack BAKER (QLD) / Crazy Dogs Kawasaki / Kawasaki Motors Aust. / K'saki Motors Finance		Kawasaki ZX10R	19	21:05.855	1 Lap	1:04.477	12
11	50	A	Callum SPRIGGS (QLD) / Ducati Aust. / QBE Insurance / Pirelli / Motul / Gibson Freight / INOX		Ducati Panigale	19	21:16.712	1 Lap	1:05.178	18
12	21	A	Josh WATERS (VIC) / Team Suzuki ECSTAR / AirRoad / Pirelli / Swann Ins. / Pepper Money		Suzuki GSX-R	19	21:23.566	1 Lap	1:00.185	19
13	178	A	Michael BLAIR (NSW) / Yamaha YRT / Gosford Classic Car Museum / Ipone / YMI / John Singleton Grp		Yamaha YZF-R1	19	21:25.593	1 Lap	1:00.841	19
14	12	A	Matt WALTERS (NSW) / Swann Insurance / Kawasaki Aust. / Repsol / Rover Coaches / RST / Raceart		Kawasaki ZX10R	18	20:55.553	2 Laps	1:02.054	18

Scott Laing
 Chief Time Keeper - Scott Laing

Tom Williams
 Clerk of Course - Tom Williams



Computime Race Timing Systems Pty Ltd © 1996
 Licensed to Computime Race Timing Systems

www.computime.com.au

COMPUTIME RACE TIMING SYSTEMS PTY LTD



ASBK.COM.AU f t i y

Round 2 : Wakefield Park Raceway : March 17 - 19

SUPERBIKE

Race 1

Date: 19/03/17
 Event: R07
 Weather: Overcast & windy - 22.5C
 Track: Dry - Temp: 20.7C

Started at: 12:19:26
 Laps: 20
 Starters: 22
 Printed at: 12:43

PROVISIONAL CLASSIFICATION

Pos	No	Gr	Name	Class	Machine	Laps	Race Time	Behind	Fastest Lap	On Lap
15	83	B	Kyle BUCKLEY (QLD) / Kawasaki BCperformance / Kawasaki Motors Aust. / Iceberg Enterprises		Kawasaki ZX10R	18	21:00.015	2 Laps	1:07.646	17
16	68	A	Mitch LEVY (NSW) / ATR / YRD		Yamaha YZF-R1	18	21:01.841	2 Laps	1:08.199	18
17	65	A	Cru HALLIDAY (NSW) / Yamaha Finance / Yamaha Insurance / Ipone		Yamaha YZF-R1	18	21:13.726	2 Laps	1:09.363	5
18	56		Troy GUENTHER (QLD) / Saint Unbreakable / BMW		BMW S RR	18	21:49.783	2 Laps	1:11.177	12
19	19	B	Ashley FLEMING (WA) / Flashpoint Motosport		Aprilia RSV4	18	21:54.965	2 Laps	1:09.548	17
20	78	B	Nathan SPITERI (VIC) / Livson TBR / Konnect / Repsol Oil / RST / LS2 / Viking Mini Loaders		Kawasaki ZX10R	18	22:01.692	2 Laps	1:11.811	8
21	37	B	Hamish McMURRAY (NSW) / Six Ways From Sunday / Barmco Mana McMurray / Redback Racepaint		Kawasaki ZX10R	17	21:18.156	3 Laps	1:13.694	17
NC	52	C	Corey TURNER (QLD) / Corey Turner Racing / YRD / M-cycle Exhaust Professionals / West Sliders		Yamaha YZF-R1	14	21:11.491	6 Laps	1:09.094	14

Fastest Lap was 1:00.096 by Daniel FALZON (SA)

Current race lap record for SBK class - 57.540 by Troy HERFOSS (NSW) on a Honda CBR RR set on 27/03/16

The results are provisional until the end of the time limit for protests and appeals.

Scott Laing
 Chief Time Keeper - Scott Laing

Tom Williams
 Clerk of Course - Tom Williams



Computime Race Timing Systems Pty Ltd © 1996
 Licensed to Computime Race Timing Systems

www.computime.com.au

COMPUTIME RACE TIMING SYSTEMS PTY LTD



ASBK.COM.AU f t i y

Round 2 : Wakefield Park Raceway : March 17 - 19

SUPERBIKE

Race 1

Date: 19/03/17
 Event: R07
 Weather: Overcast & windy - 22.5C
 Track: Dry - Temp: 20.7C

Started at: 12:19:26
 Laps: 20
 Starters: 22
 Printed at: 12:43

PROVISIONAL LAP TIMES

No	Name	Lap 1	Lap 2	Lap 3	Lap 4	Lap 5	Lap 6	Lap 7	Lap 8	Lap 9	Lap 10
1	Troy HERFOSS (QLD)	1:14.464	1:04.417	1:03.187	1:01.281	1:00.845	1:00.599	1:01.637	1:01.573	1:01.306	1:00.661
10		1:00.167	1:00.422	1:01.402	1:02.048	1:01.134	1:03.114	1:03.266	1:03.617	1:02.172	1:06.299
12	Matt WALTERS (NSW)	1:14.775	1:09.771	1:10.062	1:10.902	1:10.020	1:09.780	1:08.506	1:10.004	1:09.432	1:08.532
10		1:38.285	1:13.810	1:03.933	1:05.019	1:04.626	1:03.018	1:03.024	1:02.054		
16	Josh HOOK (NSW)	1:17.582	1:07.417	1:07.337	1:03.610	1:03.251	1:02.585	1:02.016	1:01.956	1:01.918	1:01.093
10		1:01.186	1:01.126	1:00.458	1:01.111	1:01.582	1:03.003	1:03.270	1:02.366	1:02.085	1:03.047
19	Ashley FLEMING (WA)	1:19.596	1:12.996	1:12.928	1:13.769	1:13.815	1:12.793	1:14.709	1:15.110	1:13.572	1:13.767
10		1:12.553	1:11.001	1:11.693	1:13.495	1:12.685	1:11.365	1:09.548	1:09.570		
21	Josh WATERS (VIC)	1:12.206	1:08.650	1:08.382	1:08.038	1:08.970	1:09.151	1:09.321	1:33.713	1:15.263	1:04.034
10		1:03.234	1:03.197	1:00.632	1:00.625	1:05.409	1:08.094	1:03.485	1:00.977	1:00.185	
24	Robert BUGDEN (QLD)	1:18.016	1:07.415	1:06.980	1:03.088	1:02.439	1:02.447	1:01.789	1:01.490	1:01.547	1:01.427
10		1:02.011	1:01.240	1:00.159	1:00.399	1:00.983	1:01.577	1:00.908	1:00.823	1:01.433	1:01.395
25	Daniel FALZON (SA)	1:11.440	1:07.411	1:07.571	1:07.508	1:07.822	1:38.213	1:15.659	1:02.885	1:01.552	1:01.352
10		1:00.096	1:00.515	1:00.933	1:02.139	1:05.556	1:04.170	1:02.246	1:02.305	1:00.658	
37	Hamish McMURRAY (NSW)	1:21.622	1:14.039	1:13.875	1:14.166	1:14.411	1:15.414	1:14.908	1:14.735	1:14.883	1:14.822
10		1:14.756	1:14.121	1:14.401	1:15.992	1:16.261	1:16.056	1:13.694			
47	Wayne MAXWELL (VIC)	1:10.702	1:06.980	1:06.771	1:06.939	1:06.552	1:06.737	1:06.169	1:06.243	1:06.172	1:06.383
10		1:06.866	1:05.426	1:05.271	1:04.993	1:05.118	1:05.446	1:05.671	1:04.774	1:05.218	
50	Callum SPRIGGS (QLD)	1:15.220	1:09.318	1:08.119	1:06.231	1:06.774	1:06.546	1:07.661	1:07.155	1:06.115	1:07.265
10		1:06.345	1:06.374	1:06.729	1:06.038	1:07.868	1:06.248	1:05.744	1:05.178	1:05.784	
52	Corey TURNER (QLD)	1:18.050	1:11.608	1:11.399	1:11.225	1:10.995	1:10.914	1:10.914	1:11.453	1:10.690	1:10.342
10		5:32.702	1:20.483	1:11.622	1:09.094						
56	Troy GUENTHER (QLD)	1:19.764	1:11.492	1:12.029	1:12.095	1:13.033	1:12.857	1:11.320	1:12.251	1:12.746	1:12.686
10		1:12.760	1:11.177	1:13.444	1:12.889	1:13.084	1:11.982	1:12.435	1:11.739		
65	Cru HALLIDAY (NSW)	1:13.256	1:10.922	1:10.699	1:10.303	1:09.363	1:09.422	1:09.636	1:11.083	1:09.754	1:10.040
10		1:11.005	1:10.865	1:10.777	1:09.647	1:11.922	1:11.647	1:11.947	1:11.438		
66	Aiden COOTE (VIC)	1:18.950	1:10.259	1:07.266	1:06.103	1:06.097	1:04.665	1:04.781	1:04.367	1:04.505	1:04.295
10		1:04.201	1:04.901	1:03.350	1:03.301	1:03.786	1:04.608	1:05.559	1:02.878	1:02.538	1:02.235
67	Bryan STARING (WA)	1:18.477	1:10.614	1:07.927	1:07.406	1:04.988	1:03.724	1:02.759	1:02.053	1:02.172	1:02.003
10		1:02.651	1:01.420	1:00.899	1:01.741	1:01.211	1:04.727	1:05.362	1:02.536	1:01.724	1:00.805
68	Mitch LEVY (NSW)	1:17.945	1:10.471	1:11.286	1:11.006	1:10.833	1:09.565	1:09.489	1:10.344	1:09.206	1:08.812
10		1:08.933	1:08.956	1:10.385	1:09.428	1:09.135	1:09.594	1:08.254	1:08.199		
77	Adam SENIOR (WA)	1:22.466	1:08.469	1:06.123	1:07.591	1:05.030	1:04.412	1:04.271	1:02.954	1:02.921	1:04.720
10		1:04.145	1:03.569	1:02.597	1:03.615	1:04.206	1:08.194	1:04.950	1:02.982	1:02.363	1:03.076
78	Nathan SPITERI (VIC)	1:20.534	1:13.770	1:13.524	1:12.935	1:12.434	1:12.699	1:13.063	1:11.811	1:13.426	1:13.067
10		1:12.452	1:12.835	1:12.392	1:14.141	1:14.430	1:12.563	1:12.374	1:13.242		


Scott Laing
 Chief Time Keeper - Scott Laing

Tom Williams
 Clerk of Course - Tom Williams

Computime Race Timing Systems Pty Ltd © 1996
 Licensed to Computime Race Timing Systems

www.computime.com.au

COMPUTIME RACE TIMING SYSTEMS PTY LTD





ASBK.COM.AU f t i y

Round 2 : Wakefield Park Raceway : March 17 - 19

SUPERBIKE

Race 1

Date: 19/03/17
 Event: R07
 Weather: Overcast & windy - 22.5C
 Track: Dry - Temp: 20.7C

Started at: 12:19:26
 Laps: 20
 Starters: 22
 Printed at: 12:43


PROVISIONAL LAP TIMES

No	Name	Lap 1	Lap 2	Lap 3	Lap 4	Lap 5	Lap 6	Lap 7	Lap 8	Lap 9	Lap 10
83	Kyle BUCKLEY (QLD)	1:14.693	1:10.526	1:11.540	1:11.158	1:10.929	1:10.888	1:10.537	1:11.220	1:09.577	1:09.072
10		1:08.253	1:08.749	1:09.504	1:08.592	1:09.746	1:09.331	1:07.646	1:08.054		
86	Beau BEATON (NSW)	1:13.352	1:06.585	1:05.136	1:05.133	1:04.914	1:04.669	1:05.314	1:05.372	1:05.762	1:05.782
10		1:05.640	1:05.118	1:04.987	1:04.878	1:05.597	1:07.200	1:07.638	1:05.357	1:05.598	
99	Jack BAKER (QLD)	1:18.723	1:09.749	1:08.466	1:07.948	1:05.657	1:06.514	1:06.406	1:05.575	1:04.831	1:04.844
10		1:04.998	1:04.477	1:06.026	1:04.845	1:05.549	1:05.296	1:05.445	1:05.700	1:04.806	
178	Michael BLAIR (NSW)	1:15.891	1:09.573	1:10.298	1:09.546	1:08.130	1:08.530	1:08.086	1:36.492	1:10.816	1:03.630
10		1:02.513	1:02.241	1:01.260	1:03.344	1:04.734	1:05.297	1:03.041	1:01.330	1:00.841	

The results are provisional until the end of the time limit for protests and appeals.

Scott Laing
 Chief Time Keeper - Scott Laing

Tom Williams
 Clerk of Course - Tom Williams



Computime Race Timing Systems Pty Ltd © 1996
 Licensed to Computime Race Timing Systems

www.computime.com.au

COMPUTIME RACE TIMING SYSTEMS PTY LTD



ASBK.COM.AU f t i y

Round 2 : Wakefield Park Raceway : March 17 - 19

SUPERBIKE

Race 1

Date: 19/03/17
 Event: R07
 Weather: Overcast & windy - 22.5C
 Track: Dry - Temp: 20.7C

Started at: 12:19:26
 Laps: 20
 Starters: 22
 Printed at: 12:43


PROVISIONAL FASTEST LAPS SEQUENCE

Lap	Race Pos	No	Name	Machine	Fastest Lap	On Lap
1	1	47	Wayne MAXWELL (VIC)	Yamaha YZF-R1	1:10.702	1
2	1	47	Wayne MAXWELL (VIC)	Yamaha YZF-R1	1:06.980	2
2	3	1	Troy HERFOSS (QLD)	Honda CBR RR	1:04.417	2
3	1	1	Troy HERFOSS (QLD)	Honda CBR RR	1:03.187	3
4	1	1	Troy HERFOSS (QLD)	Honda CBR RR	1:01.281	4
5	1	1	Troy HERFOSS (QLD)	Honda CBR RR	1:00.845	5
6	1	1	Troy HERFOSS (QLD)	Honda CBR RR	1:00.599	6
11	1	1	Troy HERFOSS (QLD)	Honda CBR RR	1:00.167	11
12	3	25	Daniel FALZON (SA)	Yamaha YZF-R1	1:00.096	11

The results are provisional until the end of the time limit for protests and appeals.

Scott Laing
 Chief Time Keeper - Scott Laing

Tom Williams
 Clerk of Course - Tom Williams



Computime Race Timing Systems Pty Ltd © 1996
 Licensed to Computime Race Timing Systems

www.computime.com.au

COMPUTIME RACE TIMING SYSTEMS PTY LTD



ASBK.COM.AU f t i y

Round 2 : Wakefield Park Raceway : March 17 - 19

SUPERBIKE

Race 1

Date: 19/03/17
 Event: R07
 Weather: Overcast & windy - 22.5C
 Track: Dry - Temp: 20.7C

Started at: 12:19:26
 Laps: 20
 Starters: 22
 Printed at: 12:43

PROVISIONAL LAP SHEET

No	Lap Time	Gap	No	Lap Time	Gap	No	Lap Time	Gap	No	Lap Time	Gap	No	Lap Time	Gap															
Lap 1			65	1:10.922	6.496	83	1:11.540	14.691	19	1:13.769	35.940	24	1:02.447	15.592	50	1:09.318	6.856	99	1:08.466	14.870	78	1:12.935	37.414	16	1:02.585	16.989	47	1:06.737	19.888
47	1:10.702		12	1:09.771	6.864	67	1:07.927	14.950	37	1:14.166	40.353	47	1:06.737	19.888	50	1:06.546	27.415	16	1:02.585	16.989	47	1:06.737	19.888						
25	1:11.440	.738	16	1:07.417	7.317	77	1:06.123	14.990	Lap 5			67	1:03.724	28.343	66	1:04.665	28.547	77	1:04.412	29.298									
21	1:12.206	1.504	83	1:10.526	7.537	68	1:11.286	17.634	1	1:00.845		67	1:03.724	28.343	66	1:04.665	28.547	77	1:04.412	29.298									
65	1:13.256	2.554	24	1:07.415	7.749	52	1:11.399	18.989	86	1:04.914	10.926	66	1:04.665	28.547	77	1:04.412	29.298	21	1:09.151	30.604									
86	1:13.352	2.650	178	1:09.573	7.782	56	1:12.029	21.217	24	1:02.439	13.744	21	1:09.151	30.604	99	1:06.514	32.264	178	1:08.530	37.175									
1	1:14.464	3.762	68	1:10.471	10.734	19	1:12.928	23.452	47	1:06.552	13.750	99	1:06.514	32.264	178	1:08.530	37.175	65	1:09.422	39.172									
83	1:14.693	3.991	99	1:09.749	10.790	78	1:13.524	25.760	16	1:03.251	15.003	178	1:08.530	37.175	65	1:09.422	39.172	12	1:09.780	40.517									
12	1:14.775	4.073	67	1:10.614	11.409	37	1:13.875	27.468	25	1:07.822	17.558	65	1:09.422	39.172	12	1:09.780	40.517	83	1:10.888	44.941									
50	1:15.220	4.518	66	1:10.259	11.527	Lap 4			50	1:06.774	21.468	65	1:09.422	39.172	12	1:09.780	40.517	83	1:10.888	44.941									
178	1:15.891	5.189	52	1:11.608	11.976	1	1:01.281		21	1:08.970	22.052	65	1:09.422	39.172	12	1:09.780	40.517	83	1:10.888	44.941									
16	1:17.582	6.880	77	1:08.469	13.253	86	1:05.133	6.857	66	1:06.097	24.481	66	1:06.097	24.481	68	1:09.565	46.313	52	1:10.914	49.398									
68	1:17.945	7.243	56	1:11.492	13.574	47	1:06.939	8.043	67	1:04.988	25.218	67	1:04.988	25.218	52	1:10.914	49.398	25	1:38.213	55.172									
24	1:18.016	7.314	19	1:12.996	14.910	25	1:07.508	10.581	77	1:05.030	25.485	77	1:05.030	25.485	56	1:12.857	56.477	78	1:12.699	1:01.10									
52	1:18.050	7.348	78	1:13.770	16.622	24	1:03.088	12.150	99	1:05.657	26.349	99	1:05.657	26.349	78	1:12.699	1:01.10	19	1:12.793	1:01.10									
67	1:18.477	7.775	37	1:14.039	17.979	16	1:03.610	12.597	178	1:08.130	29.244	178	1:08.130	29.244	19	1:12.793	1:01.10												
99	1:18.723	8.021	Lap 3			21	1:08.038	13.927	65	1:09.363	30.349	65	1:09.363	30.349															
66	1:18.950	8.248	1	1:03.187		50	1:06.231	15.539	12	1:10.020	31.336	12	1:10.020	31.336															
19	1:19.596	8.894	47	1:06.771	2.385	66	1:06.103	19.229	83	1:10.929	34.652	83	1:10.929	34.652	Lap 7														
56	1:19.764	9.062	86	1:05.136	3.005	67	1:07.406	21.075	68	1:10.833	37.347	68	1:10.833	37.347	1	1:01.637													
78	1:20.534	9.832	25	1:07.571	4.354	77	1:07.591	21.300	52	1:10.995	39.083	52	1:10.995	39.083	37	1:15.414	1 lap												
37	1:21.622	10.920	21	1:08.382	7.170	99	1:07.948	21.537	56	1:13.033	44.219	56	1:13.033	44.219	24	1:01.789	15.744												
77	1:22.466	11.764	16	1:07.337	10.268	65	1:10.303	21.831	19	1:13.815	48.910	19	1:13.815	48.910	16	1:02.016	17.368												
Lap 2			24	1:06.980	10.343	178	1:09.546	21.959	78	1:12.434	49.003	78	1:12.434	49.003	86	1:05.314	18.673												
47	1:06.980		50	1:08.119	10.589	12	1:10.902	22.161	37	1:14.411	53.919	37	1:14.411	53.919	47	1:06.169	24.420												
25	1:07.411	1.169	12	1:10.062	12.540	83	1:11.158	24.568	Lap 6			66	1:04.781	31.691															
1	1:04.417	1.199	65	1:10.699	12.809	68	1:11.006	27.359	1	1:00.599		66	1:04.781	31.691															
86	1:06.585	2.255	178	1:10.298	13.694	52	1:11.225	28.933	86	1:04.669	14.996	77	1:04.271	31.932															
21	1:08.650	3.174	66	1:07.266	14.407	56	1:12.095	32.031				50	1:07.661	33.439															

Scott Laing
 Chief Time Keeper - Scott Laing


Tom Williams
 Clerk of Course - Tom Williams



Computime Race Timing Systems Pty Ltd © 1996
 Licensed to Computime Race Timing Systems

www.computime.com.au

COMPUTIME RACE TIMING SYSTEMS PTY LTD





ASBK.COM.AU f t i y

Round 2 : Wakefield Park Raceway : March 17 - 19

SUPERBIKE

Race 1

Date: 19/03/17
 Event: R07
 Weather: Overcast & windy - 22.5C
 Track: Dry - Temp: 20.7C

Started at: 12:19:26
 Laps: 20
 Starters: 22
 Printed at: 12:43

PROVISIONAL LAP SHEET

No	Lap Time	Gap	No	Lap Time	Gap	No	Lap Time	Gap	No	Lap Time	Gap	No	Lap Time	Gap	
99	1:06.406	37.033	83	1:11.220	1 lap	56	1:12.746	1 lap	19	1:13.767	1 lap	24	1:00.159	18.087	
21	1:09.321	38.288	52	1:11.453	1 lap	86	1:05.782	32.049	99	1:04.998	53.574	16	1:00.458	19.574	
178	1:08.086	43.624	21	1:33.713	1 lap	67	1:02.003	32.153	50	1:06.345	56.612	21	1:03.197	1 lap	
65	1:09.636	47.171	25	1:02.885	1 lap	78	1:13.426	1 lap				178	1:02.241	1 lap	
12	1:08.506	47.386	56	1:12.251	1 lap	77	1:04.720	38.987	Lap 12						
83	1:10.537	53.841	24	1:01.547	15.902	19	1:13.572	1 lap	1	1:00.422		65	1:10.865	1 lap	
68	1:09.489	54.165	178	1:36.492	1 lap	47	1:06.383	39.678	37	1:14.822	2 laps	68	1:08.956	1 lap	
52	1:10.914	58.675	16	1:01.918	18.363	66	1:04.295	41.318	25	1:00.096	1 lap	67	1:00.899	35.132	
			78	1:11.811	1 lap	37	1:14.883	1 lap	24	1:01.240	19.330	83	1:08.749	1 lap	
			19	1:15.110	1 lap	99	1:04.844	48.743	16	1:01.126	20.518	77	1:02.597	47.307	
Lap 8			86	1:05.762	26.928	50	1:07.265	50.434	65	1:11.005	1 lap	66	1:03.350	51.779	
1	1:01.573		67	1:02.172	30.811				68	1:08.933	1 lap	47	1:05.271	55.250	
56	1:11.320	1 lap	37	1:14.735	1 lap	Lap 11				83	1:08.253	1 lap			
25	1:15.659	1 lap	47	1:06.172	33.956	1	1:00.167		21	1:03.234	1 lap	12	1:13.810	1 lap	
78	1:13.063	1 lap	77	1:02.921	34.928	25	1:01.352	1 lap	178	1:02.513	1 lap	Lap 14			
19	1:14.709	1 lap	66	1:04.505	37.684	12	1:08.532	1 lap	67	1:01.420	35.635	1	1:02.048		
24	1:01.490	15.661	50	1:06.115	43.830	65	1:10.040	1 lap	86	1:05.118	42.218	56	1:11.177	2 laps	
16	1:01.956	17.751	99	1:04.831	44.560	24	1:02.011	18.512	77	1:03.569	46.112	99	1:06.026	1 lap	
37	1:14.908	1 lap				68	1:08.812	1 lap	12	1:38.285	1 lap	50	1:06.729	1 lap	
86	1:05.372	22.472	Lap 10			16	1:01.186	19.814	66	1:04.901	49.831	78	1:12.835	2 laps	
47	1:06.243	29.090	1	1:00.661		83	1:09.072	1 lap	47	1:05.426	51.381	25	1:00.933	1 lap	
67	1:02.053	29.945	12	1:09.432	1 lap	52	1:10.342	1 lap	56	1:12.760	1 lap	19	1:11.001	2 laps	
77	1:02.954	33.313	65	1:09.754	1 lap	21	1:04.034	1 lap	99	1:04.477	57.629	24	1:00.399	16.438	
66	1:04.367	34.485	25	1:01.552	1 lap	178	1:03.630	1 lap	78	1:12.452	1 lap	16	1:01.111	18.637	
50	1:07.155	39.021	68	1:09.206	1 lap	67	1:02.651	34.637	Lap 13						
99	1:05.575	41.035	83	1:09.577	1 lap	86	1:05.640	37.522	1	1:01.402		37	1:14.121	2 laps	
12	1:10.004	55.817	24	1:01.427	16.668	56	1:12.686	1 lap	50	1:06.374	1 lap	21	1:00.632	1 lap	
65	1:11.083	56.681	52	1:10.690	1 lap	77	1:04.145	42.965	19	1:12.553	2 laps	178	1:01.260	1 lap	
			16	1:01.093	18.795	66	1:04.201	45.352	25	1:00.515	1 lap	67	1:01.741	34.825	
Lap 9			21	1:15.263	1 lap	47	1:06.866	46.377	37	1:14.756	2 laps	83	1:09.504	1 lap	
1	1:01.306		178	1:10.816	1 lap	78	1:13.067	1 lap				65	1:10.777	1 lap	
68	1:10.344	1 lap										68	1:10.385	1 lap	

Scott Laing
 Chief Time Keeper - Scott Laing


Tom Williams
 Clerk of Course - Tom Williams



Computime Race Timing Systems Pty Ltd © 1996
 Licensed to Computime Race Timing Systems

www.computime.com.au

COMPUTIME RACE TIMING SYSTEMS PTY LTD





ASBK.COM.AU f t i y

Round 2 : Wakefield Park Raceway : March 17 - 19

SUPERBIKE

Race 1

Date: 19/03/17
 Event: R07
 Weather: Overcast & windy - 22.5C
 Track: Dry - Temp: 20.7C

Started at: 12:19:26
 Laps: 20
 Starters: 22
 Printed at: 12:43

PROVISIONAL LAP SHEET

No	Lap Time	Gap	No	Lap Time	Gap	No	Lap Time	Gap	No	Lap Time	Gap	No	Lap Time	Gap
86	1:04.878	48.633	99	1:05.549	1 lap	67	1:05.362	38.611	Lap 19			25	1:00.658	1 lap
77	1:03.615	48.874	25	1:05.556	1 lap	178	1:05.297	1 lap	1	1:02.172		68	1:08.199	2 laps
66	1:03.301	53.032	24	1:01.577	14.750	78	1:14.430	2 laps	86	1:05.357	1 lap	99	1:04.806	1 lap
47	1:04.993	58.195	50	1:07.868	1 lap	19	1:12.685	2 laps	83	1:07.646	2 laps	16	1:03.047	14.388
Lap 15			16	1:03.003	18.974	77	1:04.950	58.710	47	1:04.774	1 lap	52	1:09.094	6 laps
1	1:01.134		56	1:12.889	2 laps	66	1:05.559	59.471	12	1:03.024	2 laps	65	1:11.438	2 laps
12	1:03.933	2 laps	78	1:14.141	2 laps	86	1:07.638	1:01.55	68	1:08.254	2 laps	50	1:05.784	1 lap
99	1:04.845	1 lap	21	1:05.409	1 lap	83	1:09.331	1 lap	24	1:01.433	8.859	37	1:13.694	3 laps
25	1:02.139	1 lap	19	1:13.495	2 laps	Lap 18			25	1:02.305	1 lap	21	1:00.185	1 lap
50	1:06.038	1 lap	67	1:04.727	36.515	1	1:03.617		99	1:05.700	1 lap	67	1:00.805	31.588
56	1:13.444	2 laps	178	1:04.734	1 lap	68	1:09.594	2 laps	65	1:11.947	2 laps	178	1:00.841	1 lap
24	1:00.983	16.287	52	5:32.702	5 laps	37	1:16.261	3 laps	52	1:11.622	6 laps	66	1:02.235	55.034
16	1:01.582	19.085	37	1:15.992	2 laps	47	1:05.671	1 lap	37	1:16.056	3 laps	77	1:03.076	55.043
78	1:12.392	2 laps	83	1:09.746	1 lap	65	1:11.647	2 laps	16	1:02.085	17.640	56	1:11.739	2 laps
19	1:11.693	2 laps	77	1:08.194	57.026	12	1:03.018	2 laps	50	1:05.178	1 lap	19	1:09.570	2 laps
21	1:00.625	1 lap	66	1:04.608	57.178	52	1:20.483	6 laps	21	1:00.977	1 lap	78	1:13.242	2 laps
67	1:01.211	34.902	86	1:07.200	57.182	24	1:00.823	9.598	67	1:01.724	37.082			
178	1:03.344	1 lap	68	1:09.135	1 lap	99	1:05.445	1 lap	178	1:01.330	1 lap			
37	1:14.401	2 laps	65	1:11.922	1 lap	25	1:02.246	1 lap	56	1:12.435	2 laps			
83	1:08.592	1 lap	Lap 17			16	1:02.366	17.727	19	1:09.548	2 laps			
68	1:09.428	1 lap	1	1:03.266		50	1:05.744	1 lap	77	1:02.363	58.266			
65	1:09.647	1 lap	47	1:05.446	1 lap	21	1:03.485	1 lap	66	1:02.538	59.098			
77	1:04.206	51.946	12	1:04.626	2 laps	67	1:02.536	37.530	78	1:12.374	2 laps			
86	1:05.597	53.096	99	1:05.296	1 lap	178	1:03.041	1 lap	Lap 20					
66	1:03.786	55.684	24	1:00.908	12.392	56	1:11.982	2 laps	1	1:06.299				
47	1:05.118	1:02.17	25	1:04.170	1 lap	19	1:11.365	2 laps	86	1:05.598	1 lap			
Lap 16			50	1:06.248	1 lap	78	1:12.563	2 laps	12	1:02.054	2 laps			
1	1:03.114		16	1:03.270	18.978	77	1:02.982	58.075	24	1:01.395	3.955			
12	1:05.019	2 laps	56	1:13.084	2 laps	66	1:02.878	58.732	47	1:05.218	1 lap			
			21	1:08.094	1 lap				83	1:08.054	2 laps			

The results are provisional until the end of the time limit for protests and appeals.

Scott Laing
 Chief Time Keeper - Scott Laing


Tom Williams
 Clerk of Course - Tom Williams



Computime Race Timing Systems Pty Ltd © 1996
 Licensed to Computime Race Timing Systems

www.computime.com.au

COMPUTIME RACE TIMING SYSTEMS PTY LTD





Round 2 : Wakefield Park Raceway : March 17 - 19

SUPERBIKE

Race 1

Date: 19/03/17
 Event: R07
 Weather: Overcast & windy - 22.5C
 Track: Dry - Temp: 20.7C

Started at: 12:19:26
 Laps: 20
 Starters: 22
 Printed at: 12:43

PROVISIONAL LAP CHART

Grid	1	2	3	4	5	6	7	8	9	10	11	12	13	14	15	16	17
1	47	47	1	1	1	1	1	1	1	1	1	1	1	1	1	1	1
47	25	25	47	86	86	86	24	24	24	24	24	24	24	24	24	24	24
65	21	1	86	47	24	24	16	16	16	16	16	16	16	16	16	16	16
25	65	86	25	25	47	16	86	86	86	86	67	67	67	67	67	67	67
21	86	21	21	24	16	47	47	47	67	67	86	86	86	86	77	77	77
86	1	65	16	16	25	50	67	67	47	77	77	77	77	77	86	66	66
67	83	50	24	21	50	67	66	77	77	47	66	66	66	66	66	86	86
24	12	12	50	50	21	66	77	66	66	66	47	47	47	47	47	47	47
83	50	16	12	66	66	77	50	50	50	99	99	99	99	99	99	99	99
56	178	83	65	67	67	21	99	99	99	50	50	50	50	25	25	25	25
12	16	24	178	77	77	99	21	12	12	25	25	25	25	50	50	50	50
50	68	178	66	99	99	178	178	65	65	12	65	21	21	21	21	21	21
178	24	68	83	65	178	65	65	68	25	65	68	178	178	178	178	178	178
68	52	99	99	178	65	12	12	83	68	68	83	65	83	83	83	83	83
16	67	67	67	12	12	83	83	52	83	83	21	68	65	68	68	68	12
77	99	66	77	83	83	68	68	21	52	52	178	83	68	65	65	65	68
52	66	52	68	68	68	52	52	25	21	21	12	12	12	12	12	12	65
99	19	77	52	52	52	25	56	56	178	178	56	56	56	56	56	56	56
122	56	56	56	56	56	56	25	178	56	56	78	78	78	78	78	19	19
66	78	19	19	19	19	78	78	78	78	78	19	19	19	19	19	78	78
78	37	78	78	78	78	19	19	19	19	19	37	37	37	37	37	37	37
19	77	37	37	37	37	37	37	37	37	37	52	52	52	52	52	52	52
37																	

Scott Laing
 Chief Time Keeper - Scott Laing

Tom Williams
 Clerk of Course - Tom Williams





ASBK.COM.AU f t i y

Round 2 : Wakefield Park Raceway : March 17 - 19

SUPERBIKE

Race 1

Date: 19/03/17
 Event: R07
 Weather: Overcast & windy - 22.5C
 Track: Dry - Temp: 20.7C

Started at: 12:19:26
 Laps: 20
 Starters: 22
 Printed at: 12:43

PROVISIONAL LAP CHART

18	19	20
1	1	1
24	24	24
16	16	16
67	67	67
77	77	66
66	66	77
86	86	
47	47	
25	25	
99	99	
50	50	
21	21	
178	178	
12		
83		
68		
65		
56		
19		
78		

The results are provisional until the end of the time limit for protests and appeals.

Scott Laing
 Chief Time Keeper - Scott Laing

Tom Williams
 Clerk of Course - Tom Williams



Computime Race Timing Systems Pty Ltd © 1996
 Licensed to Computime Race Timing Systems

www.computime.com.au

COMPUTIME RACE TIMING SYSTEMS PTY LTD